

DETERMINING the DIAGNOSIS

Hidradenitis Suppurativa (HS)

Questionnaire & Screening Tools

This screening tool for providers is designed to help you efficiently identify potential cases of HS, which can aid in achieving early diagnosis for your patients.

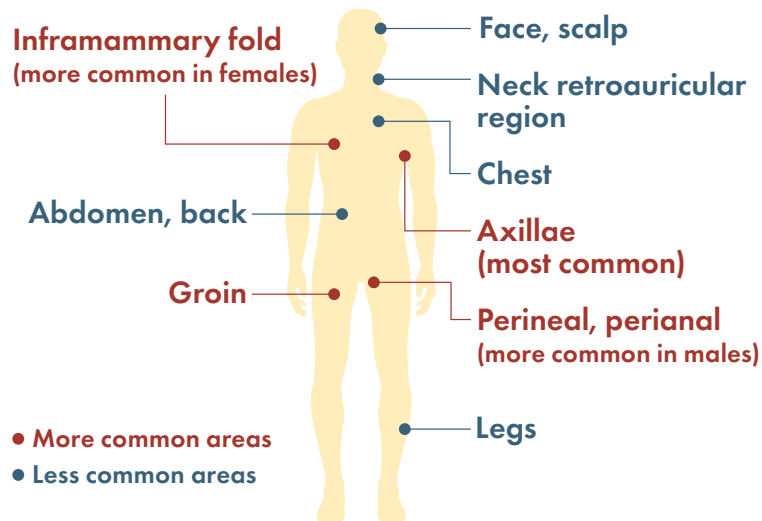
HS Diagnostic Tool

Question Topics

Types of Lesions¹

- » Comedones
- » Nodules
- » Abscesses
- » Tunnels, sinus tracts, and/or fistulas
- » Scarring

Site^{2,3}



Recurrence³

Chronic
2+ recurrences
within 6 months
and
New lesions

Identifying HS

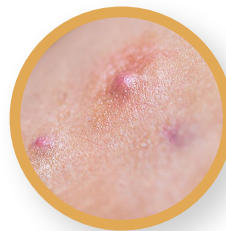
Hurley Clinical Staging System⁴

Hurley classification is useful for rapid classification of HS severity, but it has limitations and is not a precise monitoring tool⁵

STAGE I

Abscess formation without sinus tracts, tunnels, and/or fistulas or scarring (cicatrization)

MILD

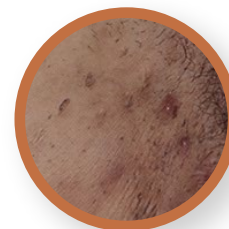


DermNetNZ - Creative Commons Attribution-NonCommercial-NoDerivs 3.0 (New Zealand)

STAGE II

- » Recurrent abscesses with sinus tracts, tunnels, and/or fistulas
- » Scarring
- » Single or widely dispersed multiple lesions

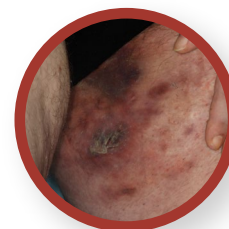
MODERATE*



STAGE III

Diffuse or almost diffuse involvement
or
Skin tunnels with multiple interconnected sinus tracts and abscesses across the entire area

SEVERE or REFRACTORY DISEASE*



*Images are of actual clinical trial patients at baseline.

For information on treating your patients with HS, go to the **RESOURCES** page.

References

1. Alikhan A, Sayed C, Alavi A, et al. North American clinical management guidelines for hidradenitis suppurativa: a publication from the United States and Canadian Hidradenitis Suppurativa Foundations: Part I: diagnosis, evaluation, and the use of complementary and procedural management. *J Am Acad Dermatol*. 2019;81(1):76-90.
2. Micheletti RG. Natural history, presentation, and diagnosis of hidradenitis suppurativa. *Semin Cutan Med Surg*. 2014;33(3 Suppl):S51-S53.
3. Lee EY, Alhusayen R, Lansang P, et al. What is hidradenitis suppurativa?. *Can Fam Physician*. 2017;63(2):114-120.
4. Wieczorek M, Walecka I. Hidradenitis suppurativa - known and unknown disease. *Reumatologia*. 2018;56(6):337-339.
5. van der Zee HH, Jemec GBE. New insights into the diagnosis of hidradenitis suppurativa: Clinical presentations and phenotypes. *J Am Acad Dermatol*. 2015;73(5):S23-S26.